

CITY ACCOLADES

- ◆ **Best Places in CO for Young Families** (Nerd Wallet)
- ◆ **American City on the Rise** (Nerd Wallet)
- ◆ **All-American City** (National Civic League)
- ◆ **Millennium City** (New York Times)



29.8% Reduction in Waste tonnage for Metro; Renewable Mission

LIFESTYLE AMMENITIES

- ◆ 50 miles of Trails and Bike paths
- ◆ 1000+ acres of Open Space Parks
- ◆ Summer Farmer's Market
- ◆ 8+ Cultural/Equestrian/Naturalist Centers
- ◆ 13+ Community Events and Festivals annually
- ◆ 18+ City Sponsored Youth Sport/Rec Programs

Cost-of-Living 3.9% below the National Average

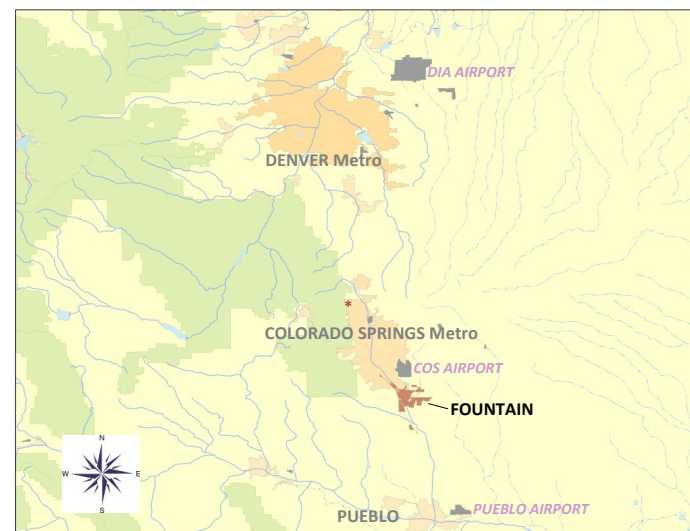


ACCESSIBILITY

- 10 minutes/ 7mi Colorado Springs Airport www.flycos.com
- 15 minutes/ 12 mi Downtown Colorado Springs
- 25 minutes/ 27 mi City of Pueblo (south)
- 1.25 hours/ 75 mi City of Denver (north)
- 1.50 hours/ 95 mi Denver International Airport www.flydenver.com

**denotes military bases*

23.4 mins average Workforce Commute



ABOUT US

Fountain is the gateway to the Pikes Peak region, offering access to affordable lifestyle in a pure Colorado setting; variety of activities, local fare, and entertainment abound.

2nd largest City within El Paso County

DEMOGRAPHICS

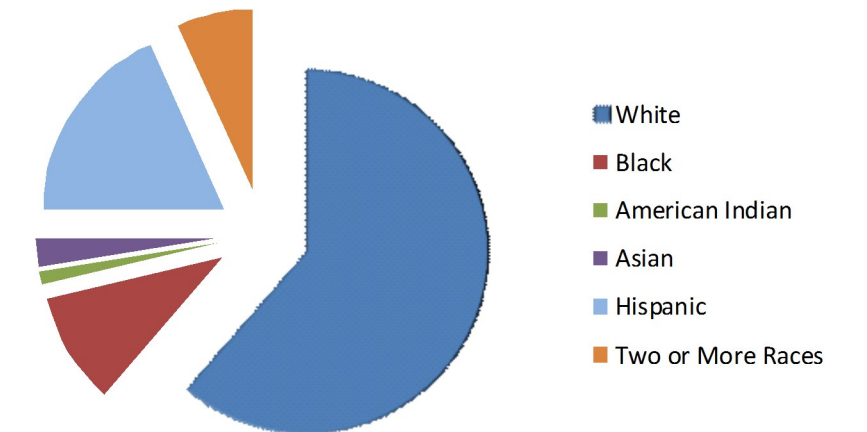
	City	Valley	Metro
Population	29,148	96,276	675,509
Median Age	32.9	29.3	34.4
Median Income	\$62,409	\$56,679	\$54,228
Single Family Home <i>(median Sales price)</i>	\$195,319	\$183,286	\$239,979
Total Households	10,315		
New Housing <i>(7 yr. development que)</i>	3,257		

Source: ESRI; SpryMedia

POPULATION DIVERSITY

White	69.6%
Black	11.3%
American Indian	1.3%
Asian	2.9%
Hispanic	20.7%
Two or More Races	7.6%

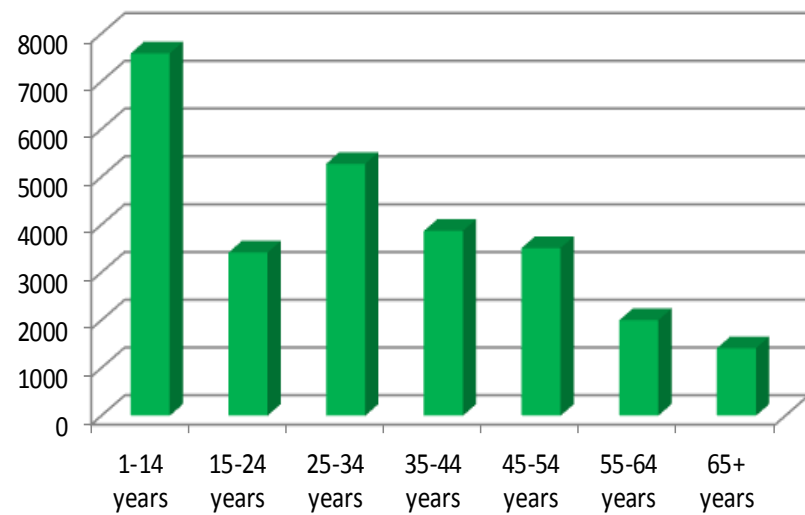
Source: ESRI



SEGMENTATION

Male	48.7%
Female	51.3%
Avg HH Size	2.93





AGE % OF POPULATION

0-14 years	7586
15-24 years	3414
25-34 years	5274
35-44 years	3868
45-54 years	3509
55-64 years	1998
65+ years	1415

54% Growth in Population since 2000

Source: ESRI

TOP EMPLOYMENT INDUSTRIES

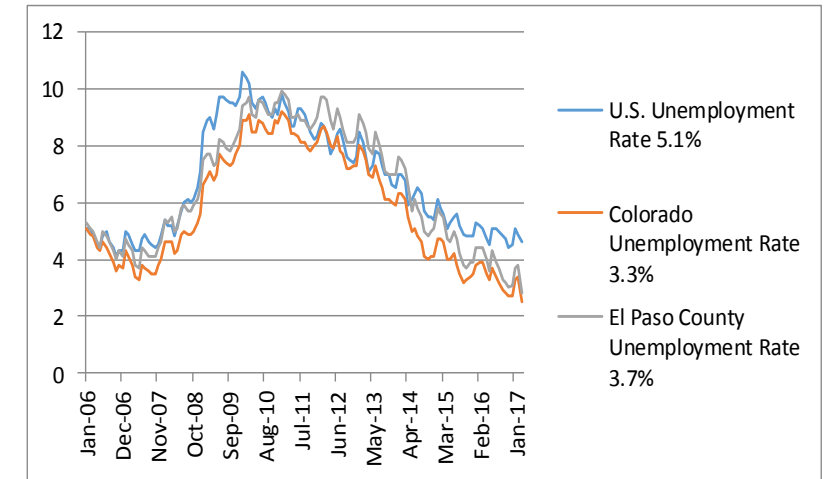
362 businesses with 23,510 EE

- ◆ Homeland Security
- ◆ Trade & Transportation Logistics
- ◆ Specialized Manufacturing
- ◆ Creative Industries
- ◆ Retail Trade

Military Veterans' Skill-sets

- ◆ Welding
- ◆ CDL-A
- ◆ Management
- ◆ CyberSecurity/ IT
- ◆ Construction

UNEMPLOYMENT RATE



Source: UCCS College of Business

500 Veterans exit Ft. Carson Army Base monthly



INCOME

HH = Household

Avg HH Income \$73,121

(U.S. National \$77,008)

Median HH Income \$62,409

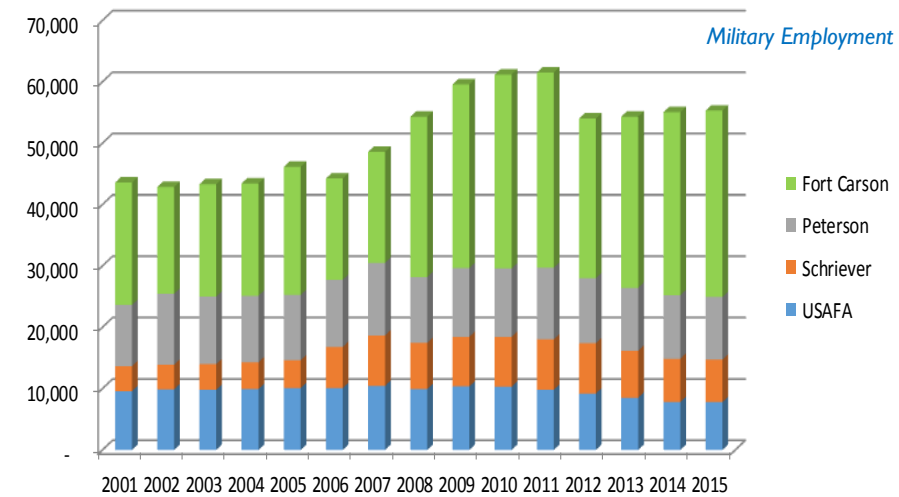
(U.S. National \$54,149)

Per Capita Income (PCI) \$24,913

(U.S. National \$29,472)

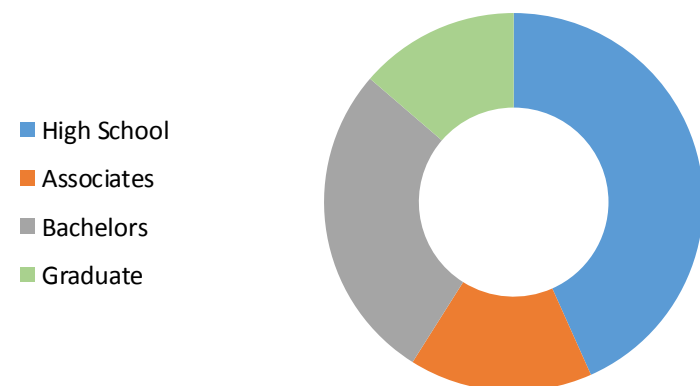
1 of 4 Fastest Growing Counties in Colorado

MILITARY BASES in REGION



30,303 Ft. Carson Army Base population; largest State employer

EDUCATION

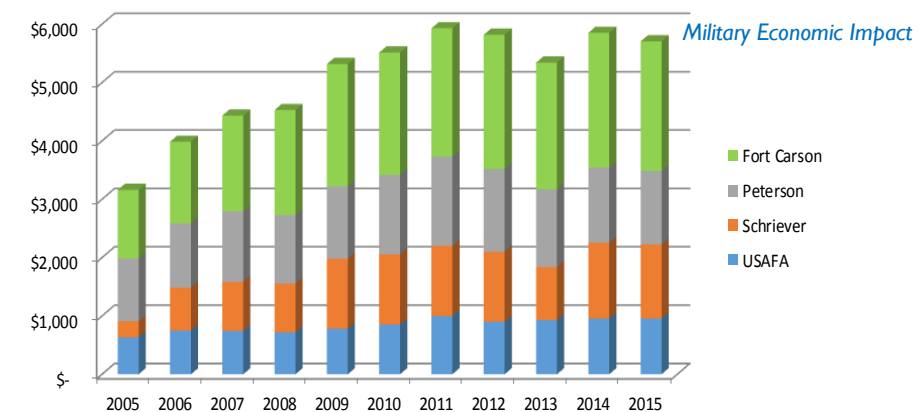


High School Graduate (or GED)	4,066
Associate's Degree	1,467
Bachelor's Degree	2,569
Graduate Degree	1,284

** #2 Most-Educated State in U.S.

86.5% k-12 Graduation Rate

32% Higher Education attainment



\$2,022m Ft. Carson Army Base Economic Impact Value

\$5,704m Economic Impact Value of Four Military bases in the Region

Source: ESRI; Yahoo

Source: UCCS College of Business